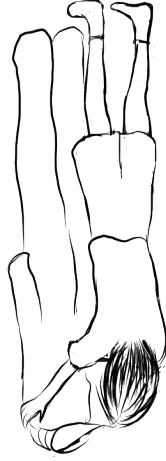


The apiary should be sited where there are many flowers that will provide food for honey bees. It is important that the apiary is in a sheltered area protected from harsh wind and damp rain, enclosed with a hedge or fence that will force the honey bees to fly over head height. The apiary should not be near public footpaths or be a possible nuisance to any neighbours.



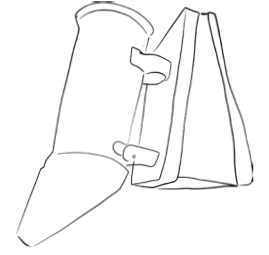
Putting on a bee suit for the first time can be a bit tricky.



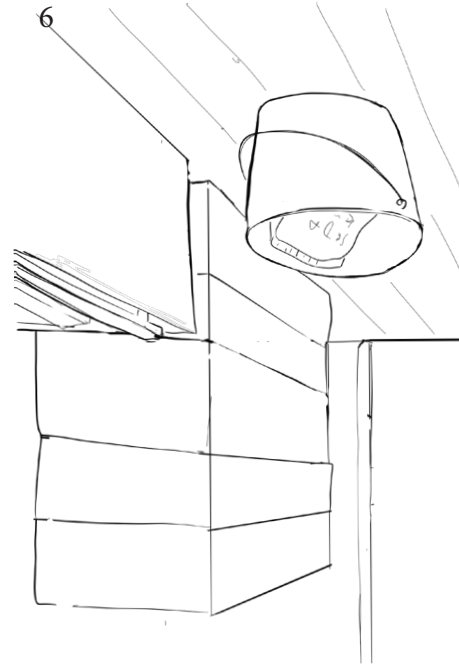
www.cross-pollination.uk




©Ellen Montelius 2020



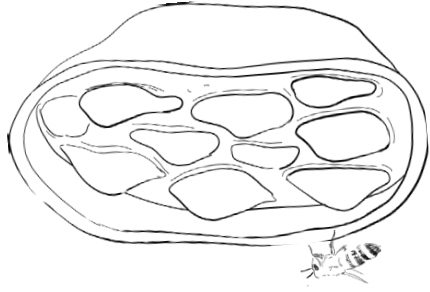
A shed in an apiary will store beehive equipment and tools.





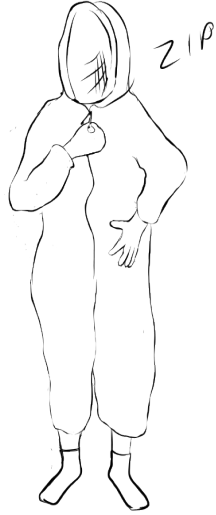
An apiary is a place where beekeepers keep their beehives.

2



7

Always double check that the bee suit is securely zipped.



15

Beekeepers need to maintain healthy honey bees. They visit the apiary to inspect the hives. Beekeepers wear a bee suit, gloves and wellingtons (1) to protect themselves from bee stings. They use a smoker (2) that emits a small cloud of smoke to calm the bees. The hive tool (3) is used to open the hive. After the beekeepers have inspected the hive, they write notes of what they have observed in an apiary record book (4). A washing up bucket (5) is used to clean the tools after each inspection.


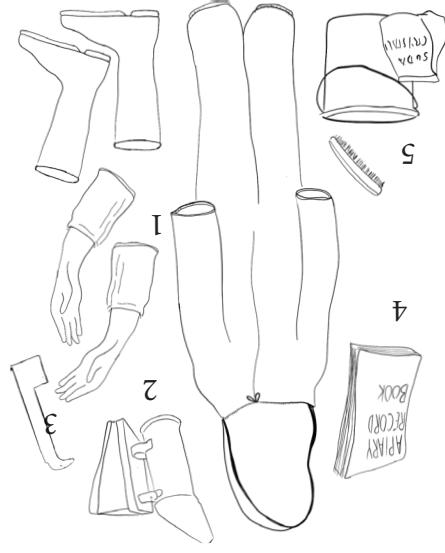
10

It's very easy to mistake the arm sleeve for the trouser leg.



14

11



3

Each beehive is a habitat for a colony of honey bees.

Honey bees need a nearby water source. A shallow container with water and small stones* in the apiary will keep the honey bees hydrated during the hot and dry summer months.

*the stones provide the honey bees a space to land and take off, allowing them to drink the water safely.

6